







**CL.1 Deck-mounted basin spout without pop-up waste - Dark Chrome**

CL.1

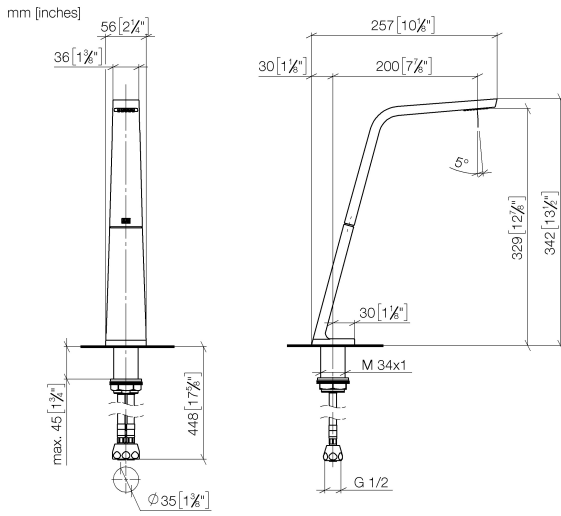
13 717 705



- 200mm projection
- fixed spout
- rectangular spray pattern with 40 individual jets
- height of mixer 343 mm
- height up to aerator 329 mm
- hole diameter 35 mm
- max. flow 4 l/min
- 1/2" connection
- 2x screw-in M 10 x 1 pressure hose, leak-tested
- lead-free
- This product can help a building meet the requirements of Green Building Rating Systems, e.g. LEED®, BREEAM®, DGNB

	Dark Chrome	13 717 705-19
	Chrome	13 717 705-00
	Brushed Platinum	13 717 705-06
	Brushed Champagne (22kt Gold)	13 717 705-46
	Champagne (22kt Gold)	13 717 705-47
	Brushed Dark Platinum	13 717 705-99

13 717 705



**Flow rate chart**



**Certificates**

GDV\_0400279. IAPMO\_N-4976. IAPMO\_6397.

13 717 705

Parts for other  
finishes can be found  
here: [Chrome](#)

